

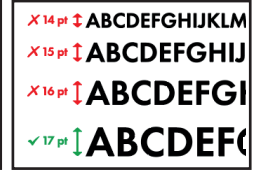
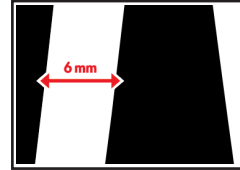
DTF METALLIC

FOR LIGHT & DARK COLORED GARMENTS



FILE PREPERATION

1. Create your design using **CMYK BLACK** (4-Color-Black*). There should be no white in the design or the print.
2. Open spaces within the design should not be smaller than 6 mm.
3. It is also recommended not to use font sizes smaller than 17 pt.



PRINT

Before Printing:

4. Use Latex gloves. Finger prints can affect the print quality. Keep the surface clean and free from dust.
5. Print on the coated/rough side of the film.

Printer Settings:

6. Follow the recommended DTF printer or RIP software settings.
7. Make sure that **white is turned off**.



Hot Melt Powder & Curing:

8. Apply hot melt powder & cure the transfer according to the instructions of the manufacturer.


Attention! Ovens: max 150°C (302°F) / Shaker (with Infrared-heating elements): max 125°C (257°F)

* 4-Color-Black consists of 100% Cyan, 100% Magenta, 100% Yellow & 100% Black!



PRESS YOUR TRANSFER

Press your transfer with the parameters indicated in the table below. FOREVER DTF Metallic is a **COLD PEEL**.

	TEMP	TIME	PRESSURE	FIXING
 COTTON	160°C / 320°F	15 sec.	Max Pressure	30 sec.
POLYESTER	120°C / 248°F	15 sec.	Max Pressure	30 sec.



RECOMMENDATION

- If excess coating is transferred to your substrate, we recommend using application / carrier tape to remove it **after fixing the transfer**.



WASHING

- Depending on hot melt powder and ink up to 40°C / 104°F (cold wash cycle). Inside out. Do not use fabric softener or liquid detergent.



DRYING

- Do not tumble dry. Hang dry or line dry recommended.



IRONING

- When ironing cover the print with baking paper or turn the garment inside out.

IMPORTANT INSTRUCTIONS

- Before commencing mass production, we strongly advise conducting print and wash tests on all materials.
- Double-Sided Printing on Textiles:
 - To print on both sides of a t-shirt, pull the shirt over the lower platen so the platen sits inside the shirt. This way, only the side you're pressing is heated, while the other side stays unheated and the first design isn't damaged.