




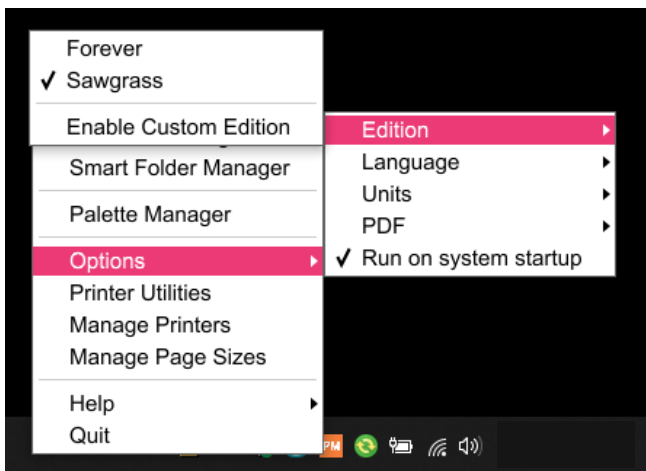
PRINTING SUBLI-LIGHT (NO-CUT) WITH SAWGRASS PRINTERS

Dear Sawgrass SG400/ SG800 and SG 500/ 1000 User,

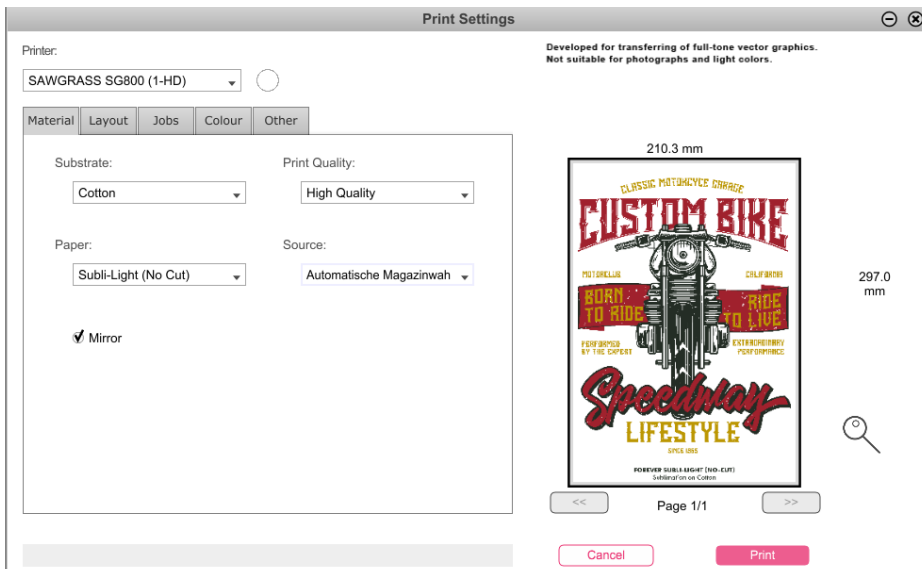
For your printer, there are special settings available for Sawgrass Print Manager.
If you don't have the Sawgrass Print Manager yet, please get in touch with them under www.sawgrassink.com where you can download it **for free**.

To activate these, please make sure you work on the newest version (ending with .1717 or higher) and right-click on the SPM icon in the taskbar. 

Click on "option" then "edition" & enable the profiles by typing "Forever" in the "activate new edition" field.



Once activated, you will find settings for "Cotton" & "Subli-Light (No-Cut)".



These profiles will lead to a higher transfer rate with our **Subli-Light (No-Cut) & Subli-Light (No-Cut) Glitter** media.

We wish you every succes with our media!
Happy Printing!

FOREVER GmbH